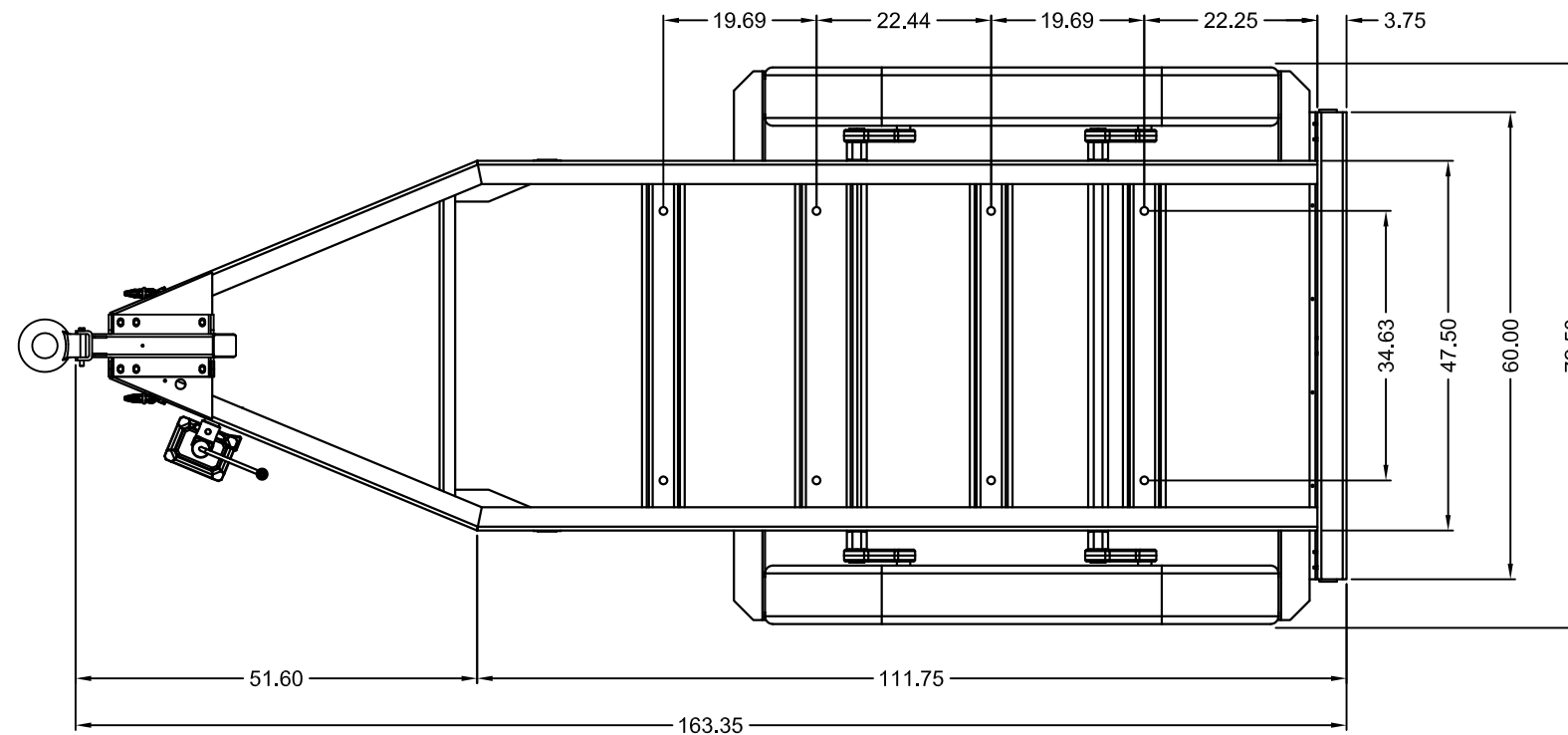
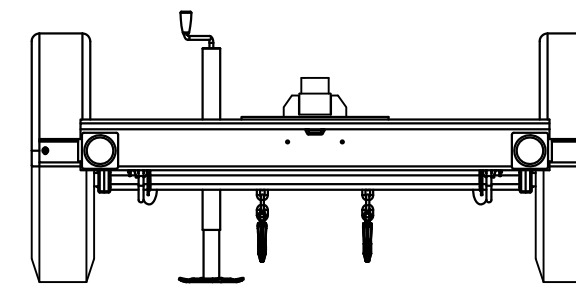
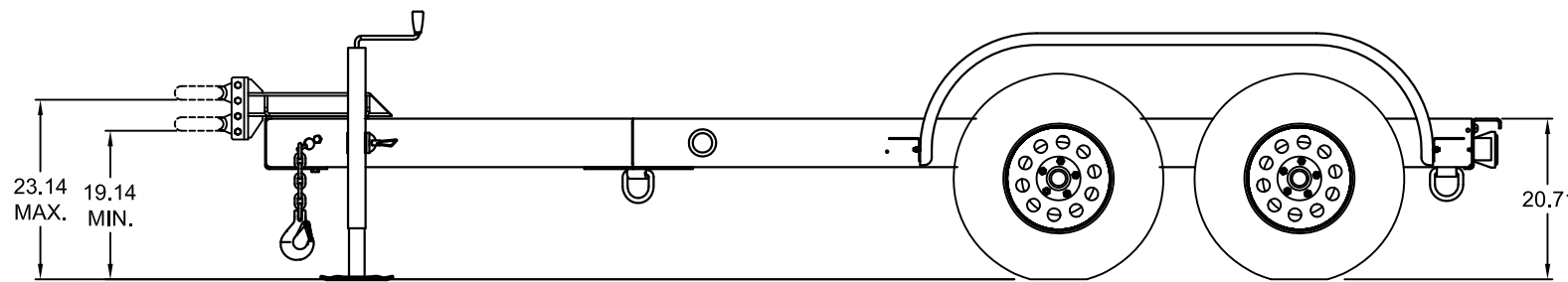


THIS DRAWING AND THE DATA DISCLOSED HEREIN OR HEREWITH IS CONFIDENTIAL AND PROPRIETARY AND IS NOT TO BE REPRODUCED, USED, OR DISCLOSED IN WHOLE OR IN PART TO ANYONE WITHOUT THE EXPRESSED WRITTEN PERMISSION OF MULTIQUIP COMPANY.

DWG. NO.	201715	REVISION	01		1
REVISIONS					
ZONE	LTR	DESCRIPTION	DATE	APPROVED	
	01	UPDATED FRAME	12/24/13	JT	



HITCH OPTIONS	
3" ADJUSTABLE EYE 20,000lbs (EE36264 - PRIMED)	
2" BALL COUPLER 10,000lbs (EE43254 - PLATED)	
2-5/16" BALL COUPLER 14,000lbs (EE43253 - PLATED)	



TRLR70US ELECTRIC BRAKES TRAILER	
WEIGHT	947lbs
LENGTH	163"
WIDTH	72.5"
FRAME WIDTH	47.5"
AXLE	3500lbs (QTY 2) DEXTER AXLE
TIRES	ST205/75D15 "C", 1820lbs (QTY 4)
WHEELS	15 X 5 WHITE MINI MOD (QTY 4)
GVWR	7,000lbs
JACK	CEQUENT, 3000lbs (QTY 1)
HITCH	SEE TABLE FOR OPTION

UNLESS OTHERWISE SPECIFIED DIMENSIONS ARE IN INCHES TOLERANCES ARE :		CUSTOMER		MQ POWER TEL: (310) 537-3700/FAX: (310) 632-2656 18910 WILMINGTON AVENUE CARSON, CA 90746			
FRACTIONS	DECIMALS	ANGLES	JOB NO.				
±	.XX ±	±					
	.XXX ±						
DERIVED FROM		MATERIAL		APPROVALS		DATE	
REV	DATE	FINISH		DRAWN		DATE	
01	12/24/13	DO NOT SCALE DRAWING		J. TRAN		11/01/11	
CAD CODE		SALESMAN		CHECKED		SIZE	
201715						D	
				SCALE		SHEET	
				1/12		201715 1 / 1	

DWG. NO. 201715
 REVISION 01