




350kW Diesel On-Site Power Industrial Generator

Model	Emissions	Standby Rating	Prime Rating
MQP350IV	EPA Certified	60 Hertz	
		350kW (437.5kVA)	315kW (393.7kVA)



Standard Features

Heavy Duty Engine

- Heavy duty, 4-cycle, diesel engine; direct injection.
- Meets EPA Tier 3 emissions standards.

Alternator

- Brushless, 4-pole, synchronous, 12 lead design.
- Compliant with NEMA MG1-22, BS5000, CSA-C22-2, IEC-34-1 standards for temperature rise.
- Sustained short-circuit capability allowing downstream coordination breakers to trip without collapsing the generator field.
- Drip-proof, self-venting, amortisseur windings.
- Epoxy impregnated windings with tropical insulation for increased environmental protection and long life.
- Exceptional waveshape and voltage balance; 2/3 pitch winding to minimize harmonic distortion.

Electronic Voltage Regulator

- Encapsulated electronic voltage regulator precisely regulates the current into the exciter field.
- Solid-state, voltage regulation of 0.25% no load to full load.

Full Load Acceptance

- Accepts 100% of standby nameplate rating in one step, in compliance with NFPA, para 5-13.2.6.

Cooling System

- Closed circuit, pressurized system with ambient temperature rating of 40°C (104°F).

Generator Control Panel

- MEC 20™ microprocessor-based, digital control panel; vibration isolated and NFPA110 compliant.
- Liquid crystal display screen with alphanumeric readout for display and programming.
- Self-diagnostic feature continuously verifies processing, memory circuits and input/output.

Skid and Housing

- Generator available as skid-mount or sub-base tank mount design.
- Integral vibration isolators.
- Outdoor weather-protective housing or sound-attenuated housing designs.

Warranty

- Engine-generator sets are covered by an express written 2-year limited warranty.
- Optional extended warranties available.

Agency Approval

- UL 2200 certification.
- CSA standard C22.2 No. 100-04



350kW Diesel On-Site Power Industrial Generator

Alternator Specifications	Standard 3-Phase Generator	Optional 600 VAC 3-Phase Generator
Manufacturer/Model	Marathon Magnamax 433RSL4019	Marathon Magnamax 433RSS4266
Type	4-Pole, Rotating Field	4-Pole, Rotating Field
Exciter Type	Brushless, PMG	Brushless, PMG
Number of Leads	12 Lead, Reconnectable	4 Lead
Voltage Regulator	DVR2000E, Solid State, Volts per Hz	DVR2000E, Solid State, Volts per Hz
Insulation	NEMA MG1-1.66	NEMA MG1-1.66
Material	Class H	Class H
Temperature Rise	125°C, Standby Rating	125°C, Standby Rating
Bearing, Type	Single, Sealed	Single, Sealed
Coupling	Flexible Disk Type	Flexible Disk Type
Cooling Air Volume	1050 cfm	1050 cfm
Amortisseur Windings	Full	Full
Voltage Regulation (no load to full load)	0.25%	0.25%
Single Step Load Acceptance per NFPA 110	100% of Rating	100% of Rating

Engine Specifications

Manufacturer/Model	Iveco Motors / Cursor13 TE2X *
Type	4-cycle, direct injection, turbocharged, charge air cooled, ECM
Cylinder Arrangement	6 in line
Displacement	787.2 in ³ (12.9 liter)
Bore	5.31 in. (135 mm)
Stroke	5.90 in (150 mm)
Compression Ratio	16.5 : 1
Cylinder Block	Cast Iron
Cylinder Head	Cast iron, overhead valves
Brake Mean Effective Pressure (BMEP)	289 psi (1,992 kPa)
Rated RPM	1800 RPM
SAE Gross Horsepower	530 hp
Governor Type	Electronic
Frequency Regulation: no load to full load	Isochronous under varying loads from no load to 100% rated load
Frequency Regulation: Steady State	±0.25 of mean value for constant loads from no load to full load
Air Cleaner Type	Dry

* EPA engine model number F3BE9685

Rating Guidelines

STANDBY POWER: Rating corresponds to ISO Standard Fuel Stop Power. It is applicable for supplying standby electrical power at variable load in areas with well established electrical networks in the event of normal utility power failure. No overload capability is available for this rating.

PRIME POWER: Rating corresponds to ISO Standard Power for continuous operation. It is applicable for supplying electrical power at variable load for an unlimited number of hours instead of commercially purchased power. A 10% overload capability is available for this rating.

SINGLE PHASE OUTPUT: Broad range alternators supply single phase output up to 2/3 set rated 3-phase kW at 1.0 P.F. Refer to Amperage chart.

MQP350IV Rev 3

Amperage

Voltage	Phase	Wire	Amperage
120/208 Volt	3	4	1214
120/240 Volt	3	4	1052
277/480 Volt	3	4	526
600 VAC	3	4	421

Fuel System

Fuel Injection Pump Make	Stanadyne
Recommended Fuel	ASTM-D975/No.1 & No. 2 Diesel
Fuel Filters	Spin-on, Filter/Water Separator
Maximum Fuel Flow	41 gal/hr (155 L/hr)
Fuel Consumption	
Diesel Fuel At % of Load (Standby)	gal/hr (L/hr)
100%	26.9 (101.9)
75%	20.1 (76.4)
50%	13.4 (50.8)
25%	6.7 (25.4)

Exhaust System

Exhaust Flow at Rated kW	3420 cfm (96.8 kW)
Exhaust Temperature at Rated kW	1076°F (580°C)
Maximum Allowable Backpressure	20 in/H ₂ O (4.9 kPa)
Heat Rejection to Exhaust	19149 Btu/min (336.4 kW)



350kW Diesel On-Site Power Industrial Generator

Lubrication System

Type	Full Pressure System
System Capacity - Less Filter	7.1 gallons (27 liters)
System Capacity - With Filter	9.2 gallons (35 liters)
Oil Filter	Full flow disposable spin-on
Oil Pressure At Rated Speed	36-72.5 psi (250-500 kPa)
Maximum Oil Temperature	248°F (120°C)

Cooling System

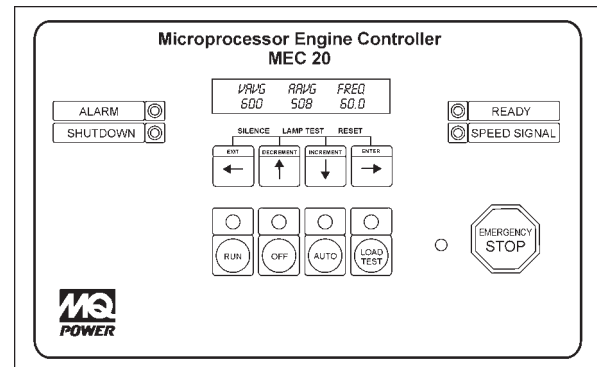
Type	Liquid
Radiator Design	Horizontal discharge
Ambient Temperature Rating	104°F (40°C)
Coolant Capacity - Engine Only	5.3 gallons (20 liters)
Coolant Capacity - with Radiator	12.7 gallons (48 liters)
Water Pump Design/Type	Belt Driven, Centrifugal Vane
Coolant Flow	146 gal/min (552 L/min)
Radiator Cooling Air	23307 cfm (660 m³/min)
Heat Rejection From Engine	1306 Btu/min (22.9 kW)
Heat Rejection To Coolant	9880 Btu/min (173.5 kW)
Fan Diameter	27.5 in. (700mm)
Fan Horsepower	32.8 hp (24.5 kW)
High Water Temperature Indication	217°F (103°C)
Pressure Cap Setting	10.1 psi (70 kPa)

Engine Electrical System

Battery Charging Alternator - Make	Bosch
Ground Type	Negative
Volts (DC)	28VDC
Ampere Rating	90A
Starter Motor Make	Denso
Starter Motor Rated Voltage	24VDC
Starter Motor Battery Capacity	2 x 185 Ah

Derating Factors

Derating Factors	Altitude	Ambient Temperature
The engine may be operated up to 1000m altitude and 40°C ambient temperature at the Standby rating, without derating. For operation at higher altitudes and ambient temperatures, the power should be derated according to the following factors:	>1000m <3000m 3% >3000m 5%	40°C > 5%



GENERATOR CONTROLLER

- MEC 20™ microprocessor-based digital generator controller.
- 12 or 24 Volt DC compatible.
- Meets all NFPA 110 requirements for emergency power systems Level I installations.
- Backlit LCD display screen with alphanumeric readout.
- Front panel keypad provides password protected programming.
- Self diagnostic features continuously verify processing, input/output and memory circuits.
- Metering accurate to ±1% within temperature range of 0°C to +50°C.
- EMI/RFI noise immunity and surge performance per IEEE C62.41.
- Certified to UL508 and CSA 22.2 #14 Industrial Control Equipment Standards.

Standard Controller Features

AC Metering Display:

- Voltage/Amperage/ Frequency
- Generator Phase Voltage / Current
- Generator Frequency

Engine Information Display:

- Engine Temperature / Oil Pressure (psi)
- Battery Voltage (DC) / Tachometer
- Hourmeter

Minor Fault Warning Display:

- Switch Not In Auto
- Low Fuel Level
- Low Oil Pressure Alarm
- Low Engine Temperature
- High Engine Temperature Alarm
- Low Battery Voltage
- High Battery Voltage
- Weak Battery Condition
- Battery Charger Input Fail
- Undervoltage
- Over / Underfrequency
- Overcurrent

Major Fault Shutdown Display:

- Overvoltage
- Emergency Stop
- Loss Of Speed
- Overcrank
- Overspeed
- Low Oil Pressure
- High Engine Temperature
- Low Coolant Level
- Spare Programmable Digital Faults

Switches And Operating Controls:

- Run / Off / Auto / Load Test Buttons
- Decrement / Increment / Previous (Exit) /Next (Enter) Program Buttons
- Emergency Stop Button
- Audible Alarm Horn – 80 dB(A) at 2 ft.
- Alarm Horn Silence Button
- Lamp Test Button
- Fault Reset Function
- RJ45 Remote Communications, External Expansion Module Ports

Timer Countdown Display:

- Engine Start Delay
- Oil Bypass
- Overcrank
- Cycle Crank
- Starter Re-engage Delay
- Bypass Delay

Control LED Indicators:

- Switch Position (Run,Off,Auto,Test)
- Common Alarm (Minor Fault)
- Common Shutdown (Major Fault)
- Generator Ready (When in Auto)
- Speed Signal
- Emergency Stop

Diagnostic LED Indicators:

- Run Output Energized
- Crank Output Energized
- Remote Start Signal Initiated
- Common Fail Output Energized
- Watchdog - CPU Running
- Programmable Output Contacts



350kW Diesel On-Site Power Industrial Generator

Generator Set Options

Alternator

- Generator Strip Heater
- Permanent Magnet Generator (PMG)

Control Panel

- Remote Monitoring and Generator Network Communications Link
- Voltage Adjusting Rheostat
- Frequency Adjust Potentiometer

Engine

- Engine Crankcase Ventilation Filter (STD)
- Engine Block Heater

Enclosed Unit

- Outdoor Weather-protective Housing
- Outdoor Sound-Attenuated Housing
- Critical Grade Exhaust Silencer
- Exhaust Mounting Package
- Rain Cap

Open Unit

- Critical Exhaust Silencer
- Exhaust Mounting Package

Electrical System

- Battery
- Environmental Plastic Battery Box with Lid
- Battery Tender® Charger, Float Type, 5 Amperes @ 12VDC / (2.5A@24 VAC)
- Battery Charger, Equalize/Float Type 3.5 Amperes
- Battery Charger w/Alarms, Equalize/Float Type, 10 Amperes

Fuel System

- Sub-base Fuel Tank (12-hr / 400 gal), Double Wall, UL142
- Sub-base Fuel Tank (24-hr / 800 gal), Double Wall, UL142

Cooling System

- Coolant Heater
- Low Coolant Shutdown Safety
- Radiator Duct Flange

Miscellaneous

- Main Line Circuit Breaker
 - 120/208 Volt, 3 Phase, 3 Pole
 - 120/240 Volt, 3 Phase, Delta, 3 Pole
 - 139/240 Volt, 3 Phase, 3 Pole
 - 277/480 Volt, 3 Phase, 3 Pole
 - 120/240 Volt, 1 Phase, 2 Pole
- Main Line Circuit Breaker Options
 - Auxiliary Contacts
 - DC Shunt Trip
- Remote Annunciator Panel
- Remote Emergency Stop Kit
- Vibration Isolators, Spring Type
- 5-Year Extended Warranty

Automatic Transfer Switch

- Amperage _____
- No. Poles _____
- Type Enclosure _____
- Options _____

Weights and Dimensions

Housing Options	A	B	C		
			Skid-mount	12hr fuel tank*	24hr fuel tank*
Open Genset	131 in. (3,327 mm)	57 in. (1,448 mm)	74 in. (1,879 mm)	91 in. (2,311 mm)	102 in. (2,591 mm)
	**161 in. (4,089 mm)				
	Weight ¹			6,324 lbs (1,500 kg)	7,617 lbs (3,455 kg)
Standard Housing	131 in. (3,327 mm)	57 in. (1,448 mm)	104 in. (2,642 mm)	121 in. (3,073 mm)	132 in. (3,353 mm)
	**161 in. (4,089 mm)				
	Weight ¹			7,174 lbs (2,956 kg)	8,467 lbs (3,840 kg)
Sound Attenuated Housing	131 in. (3,327 mm)	57 in. (1,448 mm)	104 in. (2,642 mm)	121 in. (3,073 mm)	132 in. (3,353 mm)
	**166 in. (4,216 mm)				
	Weight ¹			7,439 lbs (3,374 kg)	8,749 lbs (3,968 kg)

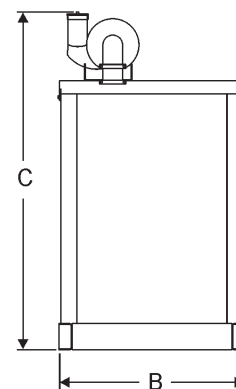
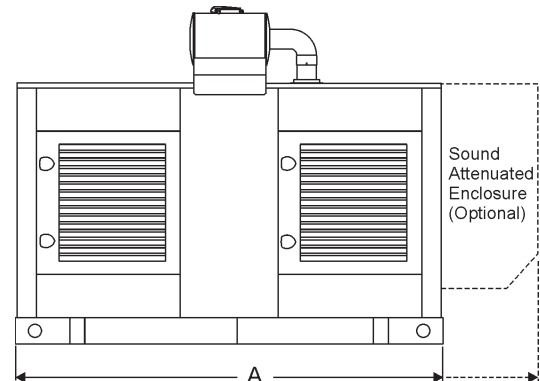
* Optional

** Dimension A with 24 hour sub base fuel tank.

1. Weights are approximate and are based on gensets with standard equipment. The total weight may vary according to fluid additions and/or optional equipment ordered with the unit.

Backfeed to a utility system can cause electrocution and/or property damage. Do not connect to any building's electrical system except through an approved device. Specifications are subject to change without notice.

Your MQ Power dealer is:



MQ POWER

POST OFFICE BOX 6254
 CARSON, CA 90749
 310-537-3700 • 800-421-1244
 FAX: 310-632-2656
 E-MAIL: mqpower@multiquip.com
 WEBSITE: www.mqpower.com